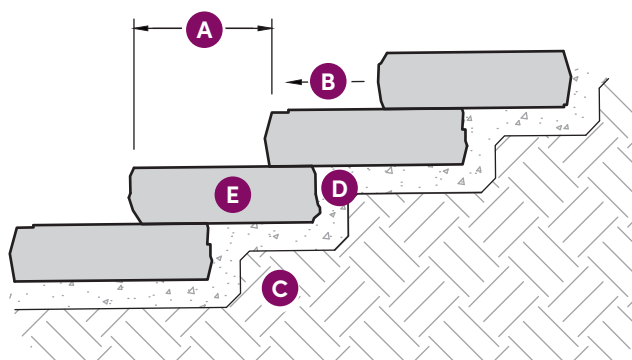


ROSETTA®

DIMENSIONAL STEPS



Typical Rosetta Step Detail

- A. Tread width varies (12 in (305 mm) or more is desirable)
- B. Slope 1-2% (to allow drainage)
- C. Compact subbase material to a minimum of 95% max. dry density (or as specified by engineer)
- D. Free-draining granular material (3 in (76 mm) thick minimum compact to a min. of 95% max. dry density)
- E. Step block

Pallet Information



- 7 in (178 mm) rise
- Steps palletized with one size/pallet
- Dimensions Given in L x W x H



3 ft (914 mm) Pallet

Dimensions: 48 x 24 x 7 in
(1219 x 610 x 178 mm)
Weight: ±675 lb (±306 kg)
4 Pieces per Pallet



4 ft (1.22 m) Pallet

Dimensions: 48 x 24 x 7 in
(1219 x 610 x 178 mm)
Weight: ±675 lb (±306 kg)
4 Pieces per Pallet



4 ft (1.22 m) XL Pallet

Dimensions: 48 x 24 x 7 in
(1219 x 610 x 178 mm) Weight:
±675 lb (±306 kg)
4 Pieces per Pallet




6 ft (1.83 m) Pallet

Dimensions: 72 x 30 x 7 in
(1828 x 762 x 178 mm)
Weight: ±1,320 lb (±599 kg)
3 Pieces per Pallet

Face Texture Options

GUILLOTINE FACE

3 ft (915 mm) Pallet




CHISELED FACE

4 ft (1.22 m) XL Pallet



SNAPPED FACE

4 ft (1.22 m) Pallet



SNAPPED FACE

6 ft (1.83 m) Pallet



+1 844-367-9763



ROSETTAHARDSCAPES.COM

ROSETTA®

DIMENSIONAL STEPS

FEATURES

- Clean, straight lines for a structured, formal look
- Uniform sizing and predictable geometry for precise stair layout
- Durable wet-cast, freeze-thaw resistant concrete built for long-term outdoor performance
- Designed to integrate seamlessly with other Rosetta hardscape products



+1 844-367-9763



ROSETTAHARDSCAPES.COM