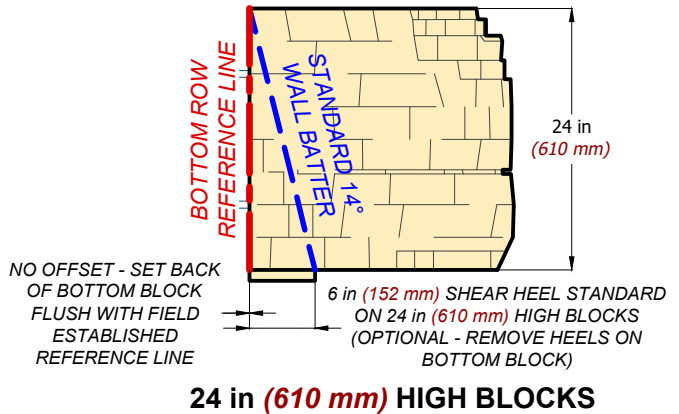
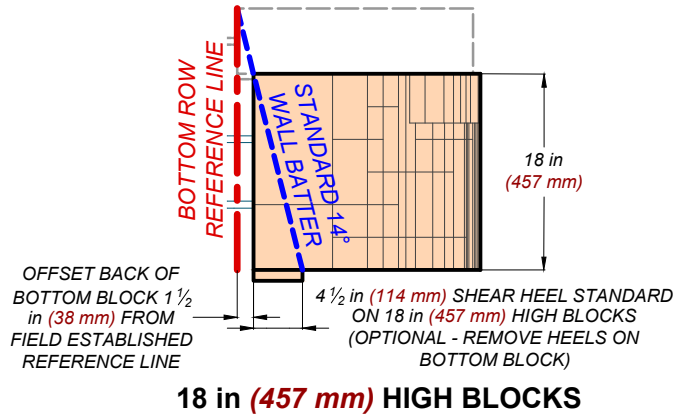
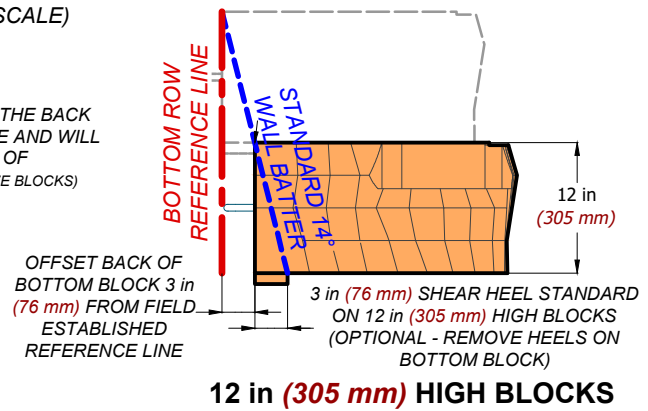
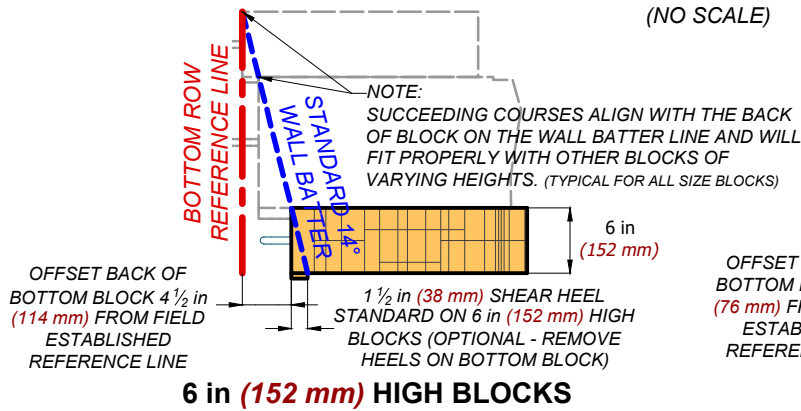


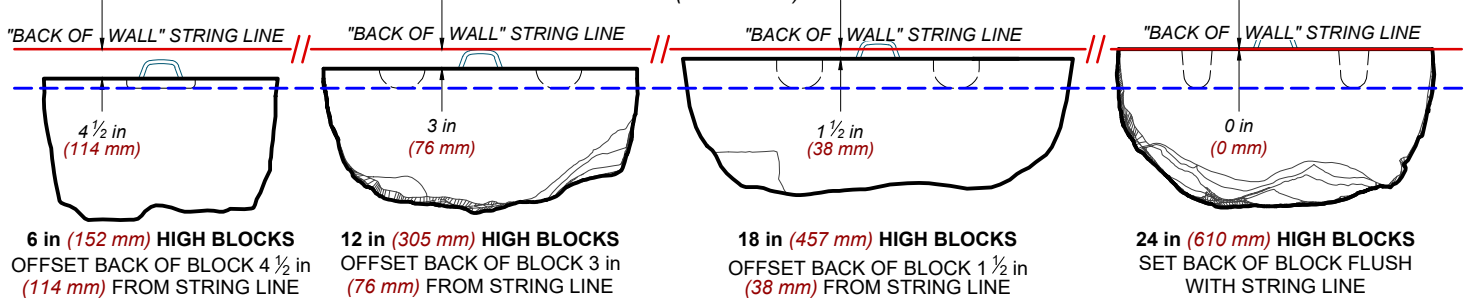
## SIDE VIEWS OF DIFFERENT HEIGHT BLOCKS

(NO SCALE)



## TOP VIEWS OF DIFFERENT HEIGHT BLOCKS

(NO SCALE)



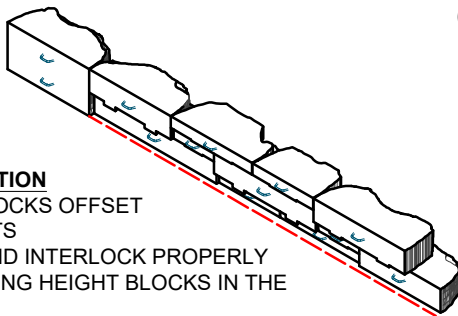
(NOTE THAT WHEN THE BOTTOM BLOCKS ARE PROPERLY OFFSET, THE FRONT OF THE SHEAR HEELS ARE ALL LINED UP AS IF THERE WERE ANOTHER COURSE OF BLOCKS BENEATH THE STARTING COURSE.)

## PROSPECTIVE VIEW OF BACK OF WALL

(NO SCALE)

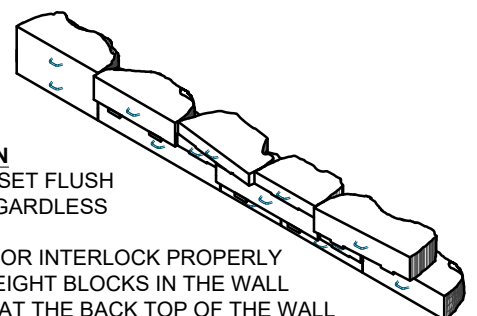
### PROPER INSTALLATION

- BOTTOM ROW BLOCKS OFFSET PER BLOCK HEIGHTS
- BLOCKS ALIGN AND INTERLOCK PROPERLY WITH OTHER VARYING HEIGHT BLOCKS IN THE WALL



### IMPROPER INSTALLATION

- BOTTOM ROW BLOCKS SET FLUSH WITH THE SAME LINE REGARDLESS OF BLOCK HEIGHTS
- BLOCKS DO NOT ALIGN OR INTERLOCK PROPERLY WITH OTHER VARYING HEIGHT BLOCKS IN THE WALL
- NOTE IRREGULAR LINE AT THE BACK TOP OF THE WALL



DRAWN BY:  
J. Johnson/MRV

APPROVED BY:

TITLE:

PROPER BOTTOM ROW INSTALLATION FOR  
ROSETTA OUTCROPPING BLOCKS

DATE:  
15-JUL-2025

DRAWING FILE:  
Bottom Row Block Installation.dwg

**ROSETTA**  
HARDSCAPES, LLC  
8212 M-119 HARBOR SPRINGS, MI 49740  
877-777-6558 • www.rosettahardscapes.com